








Entry via  
Jersey Road,  
Oakford



#### LEGEND

	Stage Boundary		Sewer Connection
	Stage 1 (14 lots)		Water Connection
	Pad Height		Power Connection to Lot
	Proposed Building Envelope		

#### DISCLAIMER

Sales Plan subject to detailed engineering design. All dimensions and areas are subject to survey and are indicative only.

CALL ALMANDO DELUCA  
**0413 746 440**